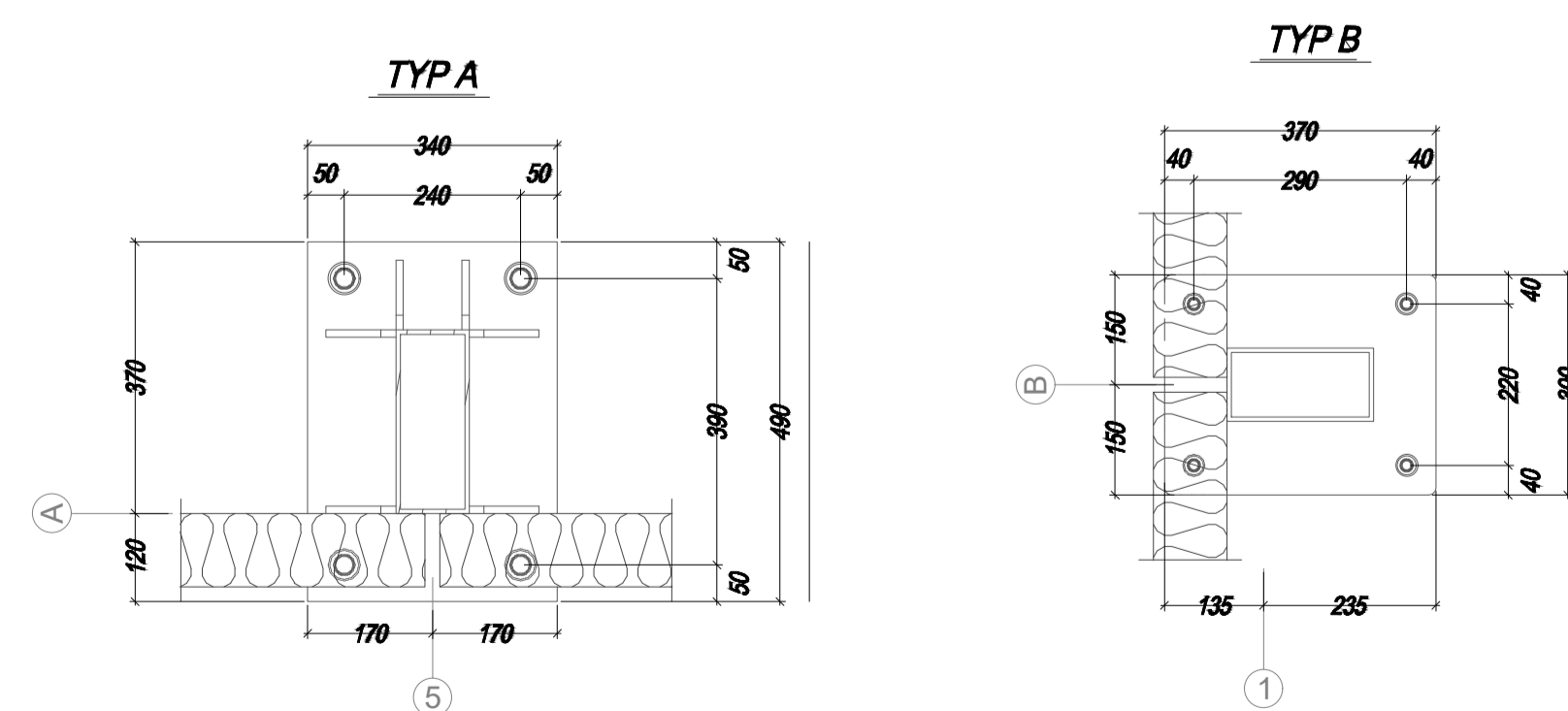


WORKSHOP G - 25m x 55m
GROUND FLOOR LAYOUT
SCALE 1:100



TYP A & TYP B
DETAILS
SCALE 1:10

NOTES

- DO NOT SCALE FROM THIS DRAWING MANUALLY OR ELECTRONICALLY. WRITTEN PERMISSION MUST BE OBTAINED FROM DATUM PRIOR TO SCALING ELECTRONICALLY OR USING THIS ELECTRONIC FILE.
- FIRE ESCAPE DOORS - 0.88m WIDE x 2.075m HIGH. ALL STEEL EXTERNAL DOORS IN PPC SATIN FINISH MID GREY COLOUR (FD).
- ROLLER SHUTTER DOORS - 5m WIDE x 5m HIGH ALL STEEL ROLLER SHUTTER DOORS IN PPC SATIN FINISH MID GREY COLOUR.
- EXTERNAL WALL FINISH - STEEL COMPOSITE PIR MICRO RIB WALL CLADDING PANELS IN SATIN FINISH MID GREY COLOUR INSTALLED VERTICALLY.
- ROOF FINISH- INDUSTRIAL GRADE WHITE ALL WEATHER PVC DOUBLE SKIN INFLATED ROOF COVERS (VIA 24/7 QUIET RUN INTERNAL COMPRESSOR) FORMING A PERMANENT AIR POCKET CURVATURE FOR NO CONDENSATION.
- EAVES HEIGHT OF ALL WORKSHOPS IS 6.2M AND ALL EXTERIOR APEX HEIGHTS ARE UNIFORMLY 10262MM WITH STANDARD 18 DEGREE ROOF PITCH THROUGHOUT.
- WINDOWS - ALL WINDOWS UPVC DOUBLE GLAZED WINDOW UNITS 1m x 2.080m WITH FIRE PROOFING GLAZING PANELS. 2 No OPENERS EACH END, 1 No CENTRAL FIXED PANEL. (2.8m FROM FFL).

REV	DATE	REVISION	MADE	CHK	APP
E	16.06.2023	ROLLER SHUTTER DOOR MOVED	GTB	JS	.
D	10.05.2023	ROLLER SHUTTER DOOR MOVED	GTB	JS	.
C	11.08.2021	REVISED TO SUIT CLIENT COMMENTS	DR	JS	.
B	26.01.2021	REVISED TO SUIT CLIENT COMMENTS	DR	JS	.
A	20.01.2021	FIRST ISSUE	DR	JS	.

PURPOSE OF ISSUE

STATUS: SUITABLE FOR

CLIENT

PROJECT

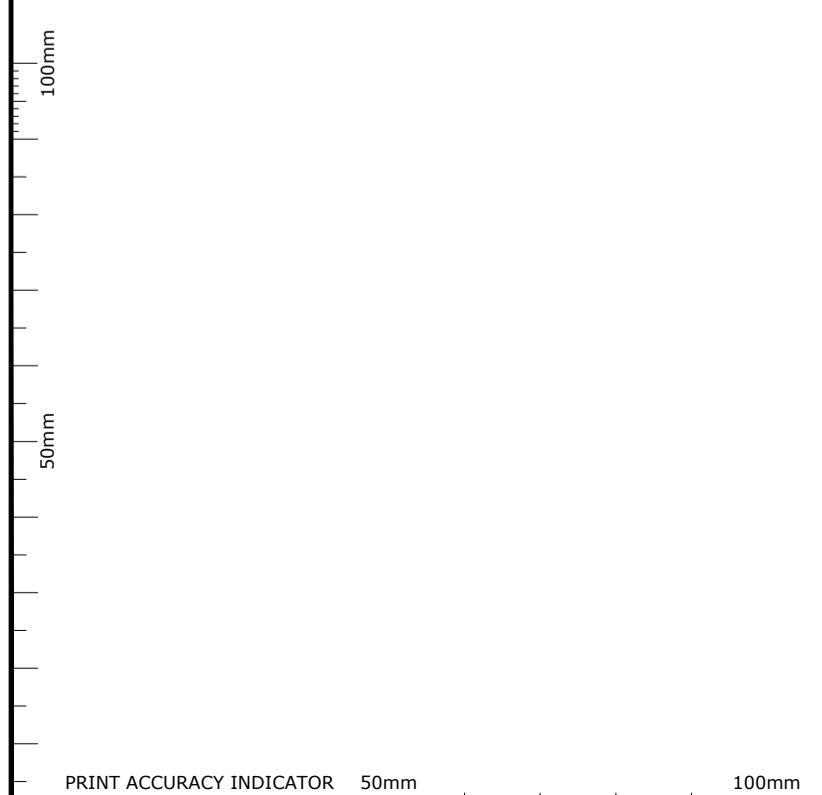
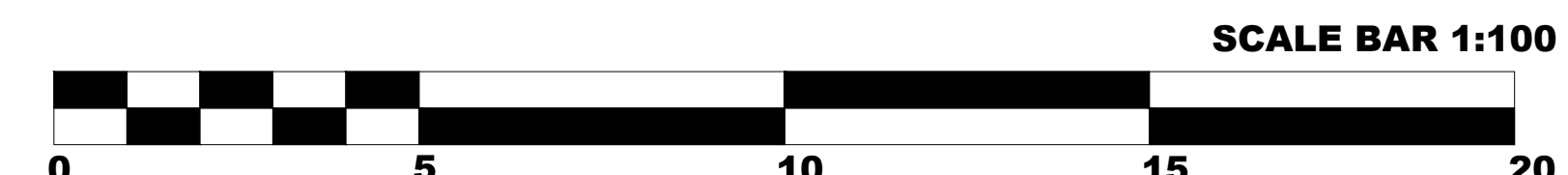
SHINFIELD STUDIO WORKSHOPS

DRAWING TITLE

WORKSHOP G
25m x 55m
GENERAL ARRANGEMENT

SCALE	DRAWN/DESIGN	CSL REF	REVISION
1:100 @A1	DR	1000	E

PROJECT	ORIGINATOR	VOLUME/ SYSTEM	LEVELS & LOCATIONS	TYPE	ROLE	NUMBER
1000- CSL - ZZ - XX -DR- S -011						



AUTOCAD 2021

This page is intentionally left blank